


# JANUARY



NOTES:

## PROJECTS DUE:


1. Literature report.
2. Chemistry lab team project.

Easily mix and match graphics between versions of this calendar. Select the image you want and then copy and paste just like text.

**“Add your favorite quote here.”**

Access Copy and Paste from the Home tab or Calendar tab in this template.

# 2023



S	M	T	W	T	F	S
1	2	3	4	5	6	7
8	9	10	11	12	13	14
15	16	17	18	19	20	21
22	23	24	25	26	27	28
29	30	31				


**NOTES:**

Easily mix and match graphics between versions of this calendar. Select the image you want and then copy and paste just like text.

**“Add your favorite quote  
here.”**

Access Copy and Paste from the Home tab or Calendar tab in this template.

# 2023



S	M	T	W	T	F	S
			1	2	3	4
5	6	7	8	9	10	11
12	13	14	15	16	17	18
19	20	21	22	23	24	25
26	27	28				

## PROJECTS DUE:


5. Literature report
6. Chemistry lab team project.

Easily mix and match graphics between versions of this calendar. Select the image you want and then copy and paste just like text.

**“Add your favorite quote  
here.”**

Access Copy and Paste from the Home tab or Calendar tab in this template.

# 2023



S	M	T	W	T	F	S
			1	2	3	4
5	6	7	8	9	10	11
12	13	14	15	16	17	18
19	20	21	22	23	24	25
26	27	28	29	30	31	

APRIL 



**NOTES:** Click in any shape to add text. To delete placeholder controls such as this one, click in the control and then type any key.

**NOTES:** Click in any shape to add text. To delete placeholder controls such as this one, click in the control and then type any key.

**PROJECTS DUE:**

7. Literature report.
8. Chemistry lab team project.

- PROJECTS DUE:**

  7. Literature report.
  8. Chemistry lab team project.

Easily mix and match graphics between versions of this calendar. Select the image you want and then copy and paste just like text.



**“Add your favorite quote here.”**

Access Copy and Paste from the Home tab or Calendar tab in this template.

**“Add your favorite quote here.”**

Access Copy and Paste from the Home tab or Calendar tab in this template.

A large graphic with the year '2023' on the left and a small, smiling, round character with a crown and a thought bubble on the right.



S M T W T F S

2 3 4 5 6 7 8

9 10 11 12 13 14 15

16 17 18 19 20 21 22

23 24 25 26 27 28 29

A calendar template for May 2023. The header features the word "MAY" in large black letters and three black bunny head icons. Below the header is a "NOTES" section with a light blue background and a white border. The calendar grid consists of several cells. One cell contains the text "PROJECTS DUE:" followed by a list of two items: "9. Literature report." and "10. Chemistry lab team project." Another cell contains the text "Easily mix and match graphics between versions of this calendar. Select the image you want and then copy and paste just like text." A third cell contains the text "“Add your favorite quote here.”". The bottom of the template features a large black "2023" and a light blue box containing a black cartoon character with a crown and a thought bubble.




Click in any shape to add text. To delete placeholder controls such as this one, click in the control and then type any key.

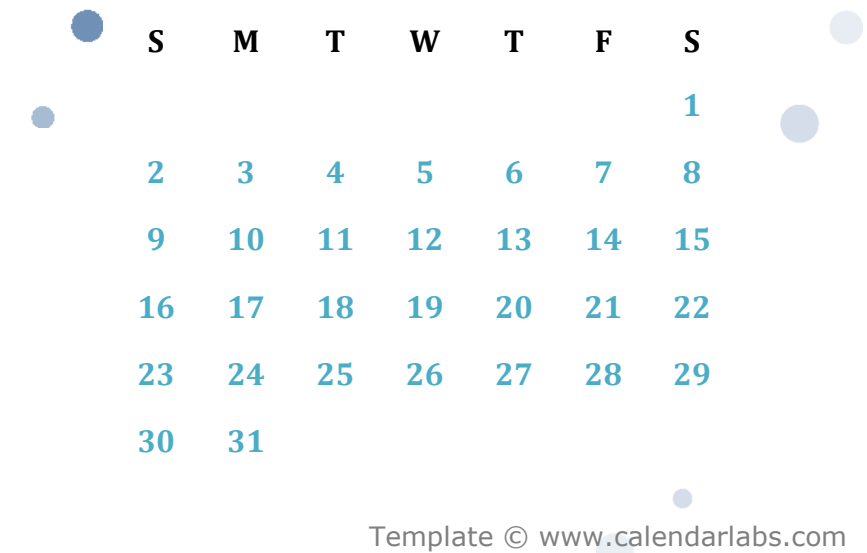
Easily mix and match graphics between versions of this calendar. Select the image you want and then copy and paste just like text.

Access Copy and Paste from the Home tab or Calendar tab in this template.

# 2023



S	M	T	W	T	F	S
				1	2	3
4	5	6	7	8	9	10
11	12	13	14	15	16	17
18	19	20	21	22	23	24
25	26	27	28	29	30	




Click in any shape to add text. To delete placeholder controls such as this one, click in the control and then type any key.

- 15. Literature report.
- 16. Chemistry lab team project.

Access Copy and Paste from the Home tab or Calendar tab in this template.

# 2023



S	M	T	W	T	F	S
		1	2	3	4	5
6	7	8	9	10	11	12
13	14	15	16	17	18	19
20	21	22	23	24	25	26
27	28	29	30	31		




Click in any shape to add text. To delete placeholder controls such as this one, click in the control and then type any key.

- 17. Literature report
- 18. Chemistry lab team project.

Access Copy and Paste from the Home tab or Calendar tab in this template.

# 2023




Template © [www.calendarlabs.com](http://www.calendarlabs.com)

Click in any shape to add text. To delete placeholder controls such as this one, click in the control and then type any key.

- 19. Literature report
- 20. Chemistry lab team project.

Access Copy and Paste from the Home tab or Calendar tab in this template.

# 2023




Template © [www.calendarlabs.com](http://www.calendarlabs.com)

Click in any shape to add text. To delete placeholder controls such as this one, click in the control and then type any key.

- 21. Literature report
- 22. Chemistry lab team project.

Access Copy and Paste from the Home tab or Calendar tab in this template.

# 2023



S	M	T	W	T	F	S
			1	2	3	4
5	6	7	8	9	10	11
12	13	14	15	16	17	18
19	20	21	22	23	24	25
26	27	28	29	30		

Click in any shape to add text. To delete placeholder controls such as this one, click in the control and then type any key.


- 23. Literature report.
- 24. Chemistry lab team project.

Easily mix and match graphics between versions of this calendar. Select the image you want and then copy and paste just like text.

**“Add your favorite quote here.”**

Access Copy and Paste from the Home tab or Calendar tab in this template.

# 2023



S	M	T	W	T	F	S
					1	2
3	4	5	6	7	8	9
10	11	12	13	14	15	16
17	18	19	20	21	22	23
24	25	26	27	28	29	30
31						